

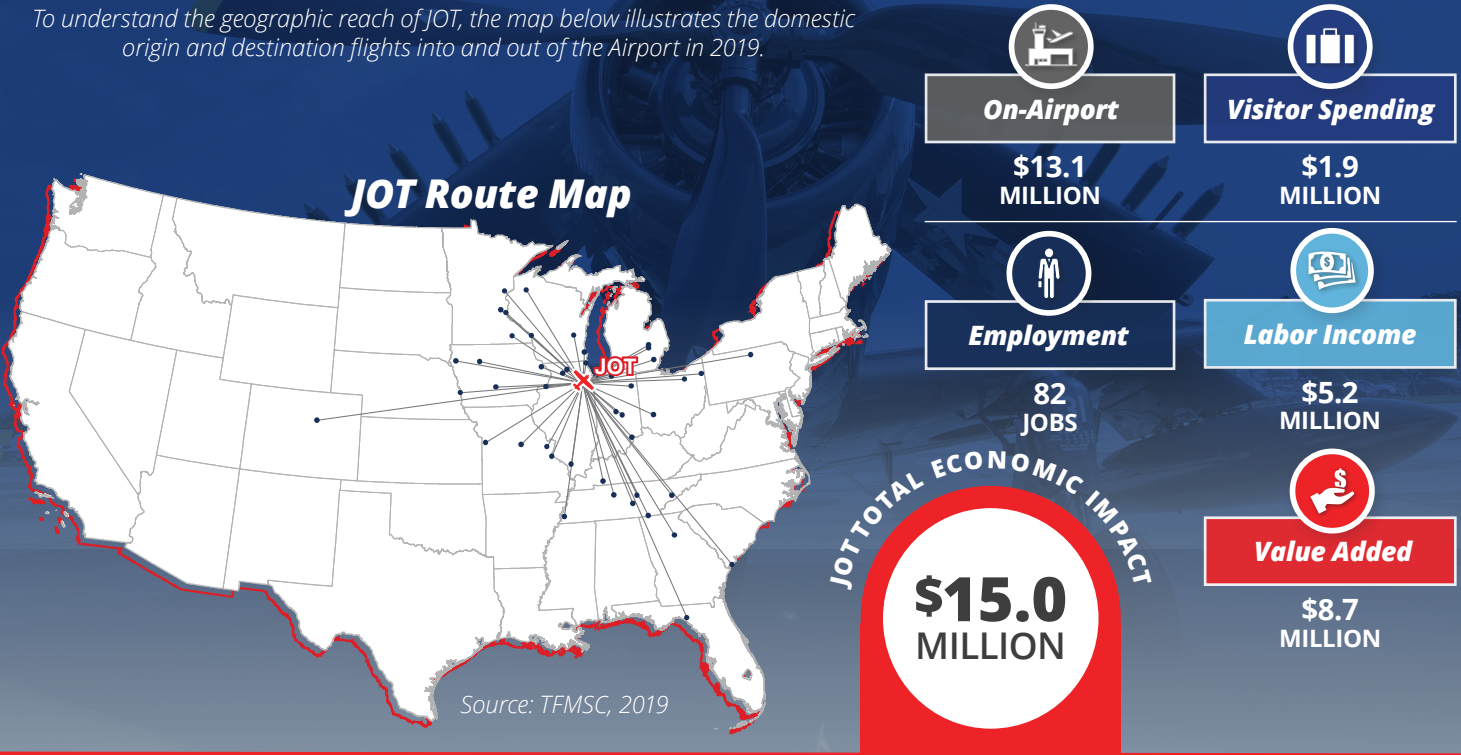


## JOLIET REGIONAL

### ABOUT THE AIRPORT

Joliet Regional Airport (JOT) is a general aviation airport in Will County located in northwest Illinois. JOT is positioned approximately four miles west of the central business district of the City of Joliet and approximately 37 miles southwest of Chicago. The Airport is publicly owned and operated by the Joliet Park District. While JOT is primarily used for recreational flying and aerial inspection, it also supports corporate flying, military training, aircraft flight testing, search and rescue operations, environmental patrol, aerial advertising, air shows, and air cargo operations. The Airport serves as a frequent stop for Illinois State Police patrol pilots and visitors of the OshKosh Air Venture that need to refuel on their routes. JOT also supports the community through hosting events, like the Joliet Airport Festival, offering helicopter and airplane rides, and by participating in and hosting EAA Young Eagle events.

To understand the geographic reach of JOT, the map below illustrates the domestic origin and destination flights into and out of the Airport in 2019.



## WHAT IS ECONOMIC IMPACT?



### On-Airport Activity

The impacts generated by airports including airport management and administration, airport tenants, as well as on-airport construction.



### Labor Income

Also known as "payroll"; total employment compensation, including wages and other benefits (e.g., healthcare insurance payments, retirement).



### Visitor Spending

The impacts generated by out-of-state visitors to Illinois, for personal or business reasons, who spend money on accommodations, food and beverage, local ground transportation, retail, and entertainment.



### Air Cargo

Economic contributions from industries in Illinois that receive or ship air cargo through Illinois airport. Air Cargo impacts are quantified at the District and Statewide levels only.



### Employment

Number of people employed, including part-time and full-time.



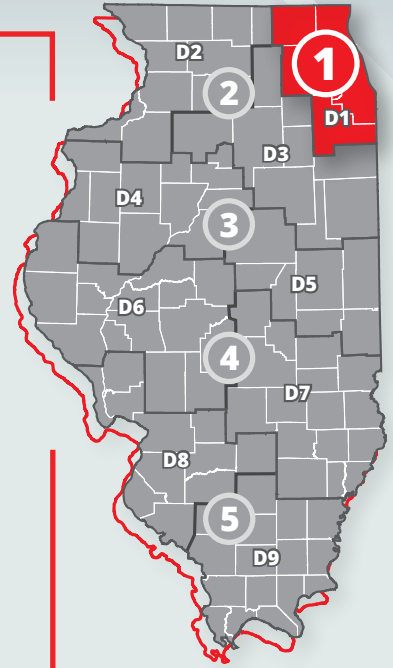
### Value Added

The economic productivity of each aviation-related business establishment, calculated as business revenue earned minus the cost of purchasing goods and services from other businesses. It includes all labor compensation, profits, and business taxes paid.

# REGION 1

## IDOT District 1

Region 1 is located in northeast Illinois and encompasses the Chicago Metropolitan Area, also known as Chicagoland, that borders Wisconsin, Indiana, and Lake Michigan. Thirty-six Fortune-500 companies have a presence in the Chicago area and act as significant economic drivers for the region. The Region's 17 airports support passenger, recreational, and business users within Illinois and in bordering states. Chicago O'Hare International Airport (ORD) and Chicago Midway International Airport (MDW) are two of the largest and busiest airports in the state and serve as international hubs for passenger travel. In 2019, Region 1's airports generated 375,370 jobs, \$25.5 billion in labor income, \$42.7 billion in value added, and \$73.5 billion in total economic impact.



**On-Airport**  
\$27.1 BILLION



**Visitor Spending**  
\$20.0 BILLION



**Employment**  
375,370 JOBS



**Air Cargo**  
\$26.4 BILLION



**Labor Income**  
\$25.5 BILLION



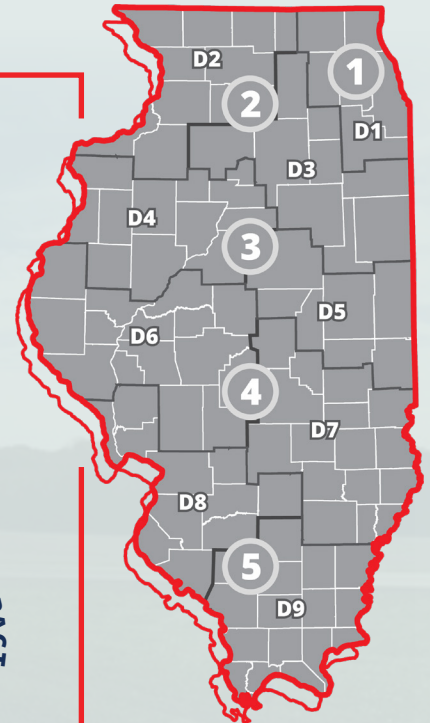
**Value Added**  
\$42.7 BILLION

REGION 1 TOTAL ECONOMIC IMPACT

**\$73.5**  
BILLION

# STATEWIDE

Illinois boasts a robust aviation system of over 80 airports, including some of the busiest facilities on the globe. To support this robust system, the Illinois Department of Transportation (IDOT) initiated the development of the Illinois Aviation Economic Impact Analysis (EIA) to quantify each airport's annual monetary contribution to their local, regional, and statewide economies. The EIA determined that Illinois' airports generated 492,768 jobs and contributed \$95.5 billion to the state's economy in 2019.



**On-Airport**  
\$38.4 BILLION



**Visitor Spending**  
\$21.2 BILLION



**Employment**  
492,768 JOBS



**Air Cargo**  
\$35.9 BILLION



**Labor Income**  
\$32.6 BILLION



**Value Added**  
\$53.8 BILLION

STATEWIDE TOTAL ECONOMIC IMPACT

**\$95.5**  
BILLION